



### 1. How do I get started?

- Login to your Two by Two account located on the Two by Two website.
- You will need to enter your email address and password. If you are new to the program and do not have an account, you can request an account [here](#).
- If you have an account, but have forgotten your password, reset your password [here](#).
- Once you are logged in click on the Kindhearted Kids Program Assets.
- Under Getting Started, click on the Kindhearted Kids Educator Manual and scroll down to p. 18 titled "Getting Started."

### 2. Trouble logging in?

- Still having trouble logging in? [Contact Two by Two](#).

### 3. Are students expected to take their pets home each night, or can it be run successfully with students leaving their pets at school?

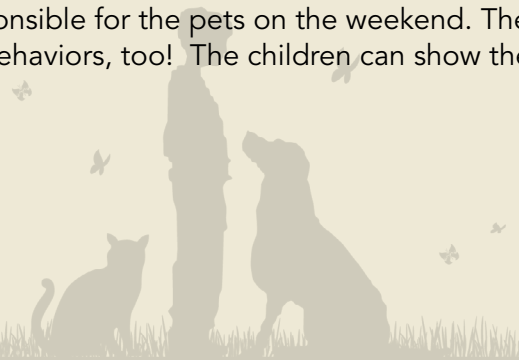
- The program can be run successfully either way! If you worry about children bringing their pets back to school, work up to the privilege of taking them home. For example, complete lessons 1 - 4, which covers the responsibility lessons. When you feel they can be responsible for taking them home and bringing them back, try it for one lesson. Then you can adjust accordingly. Ideally, you want children's families involved, therefore, some time practicing the core values at home would be great!

### 4. How do you handle having the pets at school daily?

- If you keep the pets at school, immerse the pets into the day (recess, reading time, etc.). When they are not with the students, the pets are napping in their carriers in a specific part of the room. (Pet daycare) Also, if they keep the pets at school, you can involve other adults in the building.

#### Examples:

- Who is going to take care of the cats and dogs at night? Ask the custodian to watch them and take them out for potty breaks, feed them dinner, etc. Some custodians write notes on the board to the students about the pet's behavior.... who behaved or who was a little naughty! The kids then write thank you notes back!
- Involve the lunch ladies. They can have a space for them at lunch with bowls of water set out while the kids eat. Just another opportunity to involve the school and create positive behaviors with everyone! Showing gratitude and working as a team are wonderful skills practiced when the pets are at school.
- The principal or school secretary could be the one responsible for the pets on the weekend. They could write a brief note to the group about their pet's behaviors, too! The children can show them gratitude throughout the program.



5. *What if you do not have 10 weeks to teach the program?*

- If you do not have 10 full weeks to teach the program, there are ways to shorten or structure the program differently. Here are a few options:
- Teach two lessons per week (e.g. – Monday and Thursday OR Tuesday and Friday. This gives students enough time between lessons to work on Adventure Activities.)
- Condense the 10 lessons to 6 lessons (45 – 50 minutes each). Combine lessons by core value. COMBINE lessons 3 & 4 (Responsibility); lessons 5 & 6 (Respect); 7 & 8 (Empathy); 9 & 10 (Citizenship). We do not recommend combining lessons 1 & 2 (Kindness), as these are already longer lessons. NOTE: On the website resource page, under Lesson 3, 5, 7, and 9 there is a COMBINED Classroom Presentation designed for this type of structure.




6. *You finished the program! What's next?*

- Join our [Facebook Group](#) for extension ideas from other teachers.
- Coming SOON! Kindhearted Kids *Character Connections* – a resource to help you continue the positive character practices you have started with Kindhearted Kids. **Available FALL 2025!**



## *Our Mission*

Developing responsible citizens of strong character who care for, respect and appreciate

 **people**,  **animals**, the  **environment**

and  **themselves.**

# Building **Character.** Changing **Lives.**

Two by Two® Character Development | [Contact Us](#) | 563-510-0059